



**FireSmart**  
WHISTLER

# WILDFIRES HAPPEN HERE

## PARTICIPATE IN A FIRESMART COMMUNITY CHIPPER DAY

- 1 Talk to your neighbours about participating in a neighbourhood chipper day
- 2 To determine the date contact the FireSmart coordinator at: [whistler.ca/firesmart](https://whistler.ca/firesmart)
- 3 After determining your Chipper Day prune conifers and pull brush from your property
- 4 Create a tidy pile of debris on your property
- 5 The FireSmart Crew will chip and remove your debris!



Whistler residents are working together to reduce the impact of wildfires.

**HELP MAKE WHISTLER  
A WILDFIRE RESILIENT COMMUNITY**

For more information visit [whistler.ca/firesmart](https://whistler.ca/firesmart)

Resort Municipality of Whistler  
[whistler.ca/firesmart](https://whistler.ca/firesmart)

  
WHISTLER

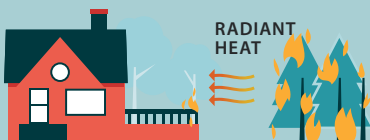
# EMBERS BURN HOMES

## HOW WILDFIRES SPREAD



### SPARKS/EMBERS

This is the burning debris that can be thrown up to two kilometres ahead of a wildfire. Sparks and embers can ignite materials on or near your home, causing severe damage.



### EXTREME HEAT

Radiant heat from a wildfire can melt vinyl siding, ignite your home and even break windows. Extreme heat can come from flames within 30 metres of your home.



### DIRECT FLAME

As wildfires spread towards homes, they ignite other flammable objects in their path. Breaks in this path, especially close to your home, can help reduce this threat.

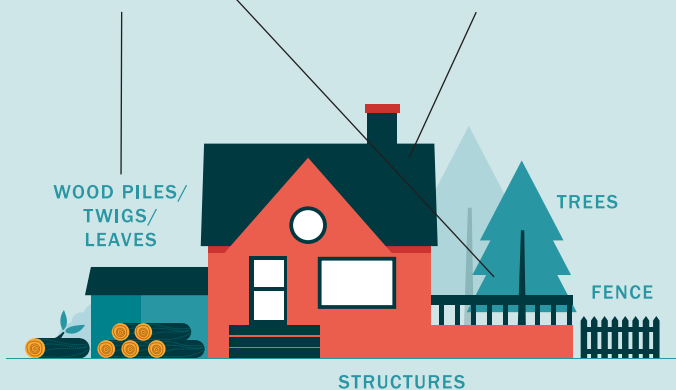
## HOW WILDFIRES GROW

### EMBERS IGNITE FUELS CLOSE TO STRUCTURES

Coniferous trees, firewood, dried garden debris, recreational vehicles.

### EMBERS IGNITE STRUCTURES

Wood shakes, wood or vinyl siding, doors and chimneys.



# WHAT YOU CAN DO!

## HOUSE OWNER

- FireSmart your property, visit [whistler.ca/firesmart](http://whistler.ca/firesmart)
- Plan a neighbourhood FireSmart Community Chipper Day
- Request a free FireSmart home assessment: [whistler.ca/fire](http://whistler.ca/fire)

## STRATA PROPERTY OWNER

- Ask your Strata Council to request a FireSmart assessment
- Plan a strata based FireSmart Community Chipper Day

## RENTER

- Share the FireSmart information with your landlord

## CHECK YOUR STRUCTURE

**ROOFS:** ensure they are fire resistant or fire retardant

**CHIMNEYS:** install a spark arrestor

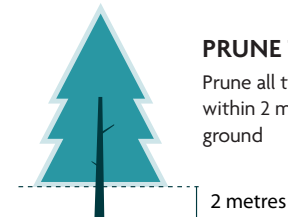
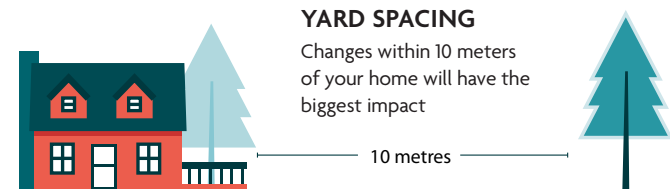
**DOOR:** ensure they are fire rated and have a good seal

## REMOVE THE FUEL

Begin at the structure and work outward to 10 metres

Make this a fire-resistant zone, free of all materials that could easily ignite from a wildfire including conifers, surface fuels, firewood, recreational vehicles.

Prune all tree branches with 2 metres of the ground.



For more information consult the home owners  
FireSmart Manual [whistler.ca/firesmart](http://whistler.ca/firesmart)