

# 2016 CENSUS WHISTLER HOUSEHOLD AND INCOME



Whistler 2016 population  
**12,854**

**+21%** over 5 years (9,824 in 2011)

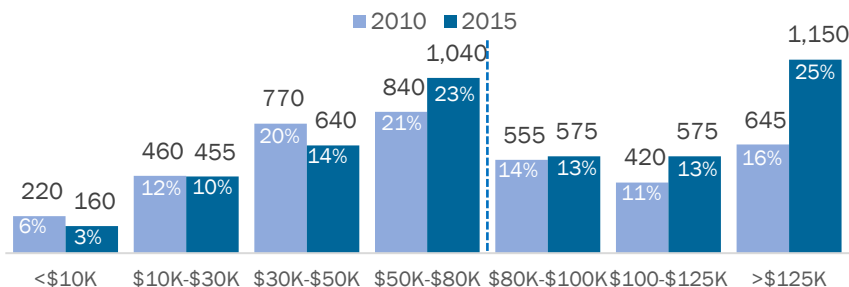


Participation rate in workforce  
**85.2%**

**+ 2.2%** over 5 years (83% in 2011)

**+13ppts** more than British Columbia

## Rising Household Income levels



With median income of \$79,752, over 50% of households earn over \$80,000



2015 median household income  
**\$79,752**

**+21%** over 5 years or 3.9% per year  
(\$65,757 in 2010)



Households earning over \$100,000  
**more than 1 in 3**

Compared to 5 years ago:  
**+ 660 more** households earn over \$100,000  
**+ 220 more** households earn \$50,000-\$100,000  
**195 less** households earn below \$50,000



2015 median household income of  
*couples with children*  
**\$113,579**

**+23%** over 5 years or 4.3% per year  
(\$92,209 in 2010)



2015 median household income of  
*couples without children*  
**\$82,773**

**+3%** over 5 years or 0.7% per year  
(\$80,134 in 2010)



2015 median household income of  
*lone parent with children*  
**\$52,565**

**-4%** over 5 years or -0.9% per year  
(\$54,941 in 2010)



2015 median household income of  
*single persons living alone*  
**\$43,520**

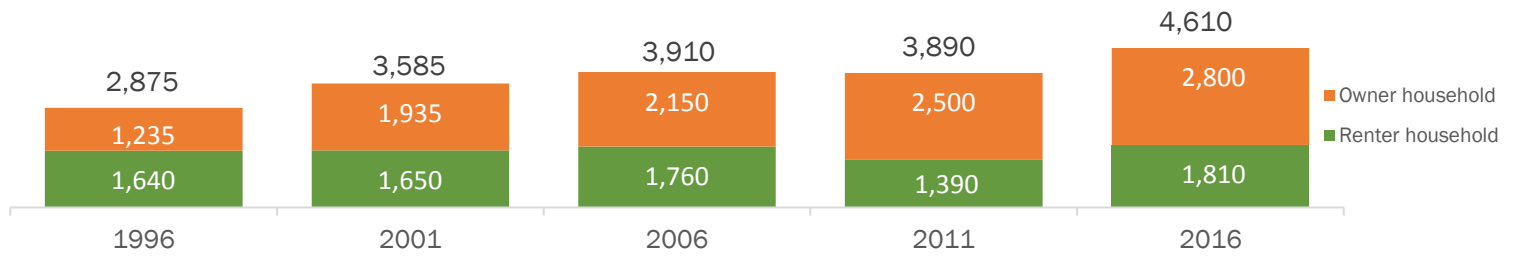
**+15%** over 5 years or 2.8% per year  
(\$37,994 in 2010)



2015 median household income of  
*two or more persons (not family)*  
**\$95,697**

**+13%** over 5 years or 2.6% per year  
(\$84,395 in 2010)

## Total Households in Whistler

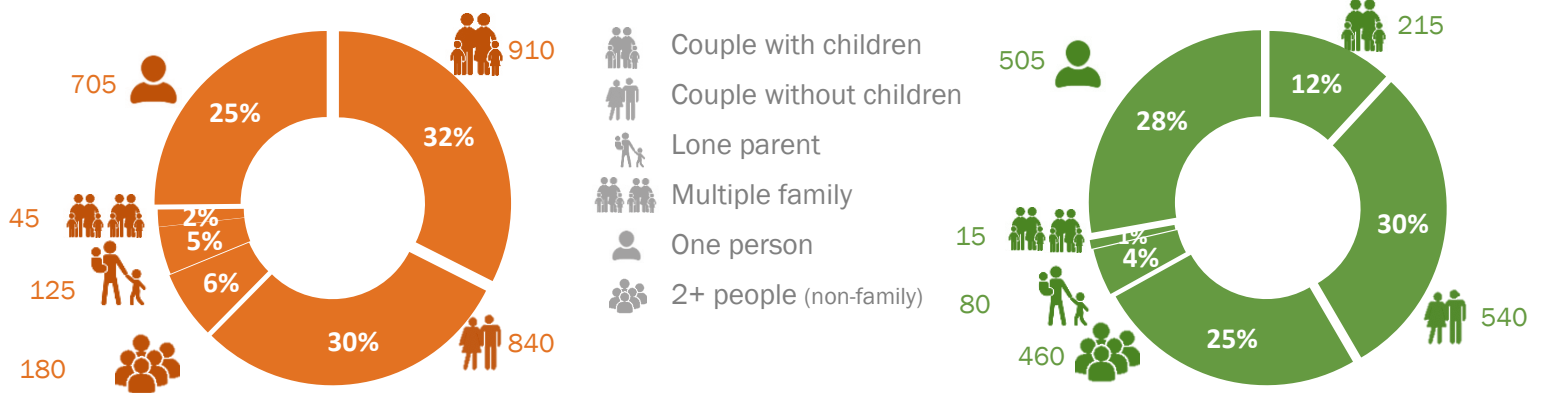


**2016 Owner Household**  
(2,800)

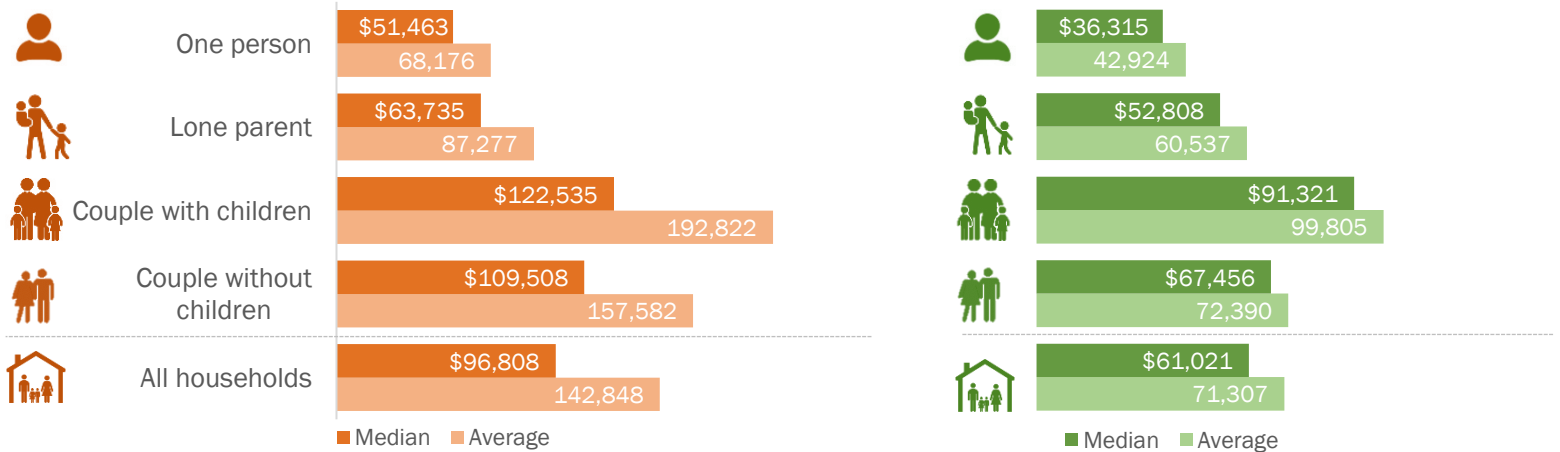


**2016 Renter Household**  
(1,810)

## Household Types



## Income by Household Type



## Household Income Distribution

