

WHISTLER PURPLEAIR/BAM APRIL SUMMARY

Monitoring Period: April 1st – April 30th 2023

Location: Whistler, BC, Canada



Figure 1 - Monitoring Locations

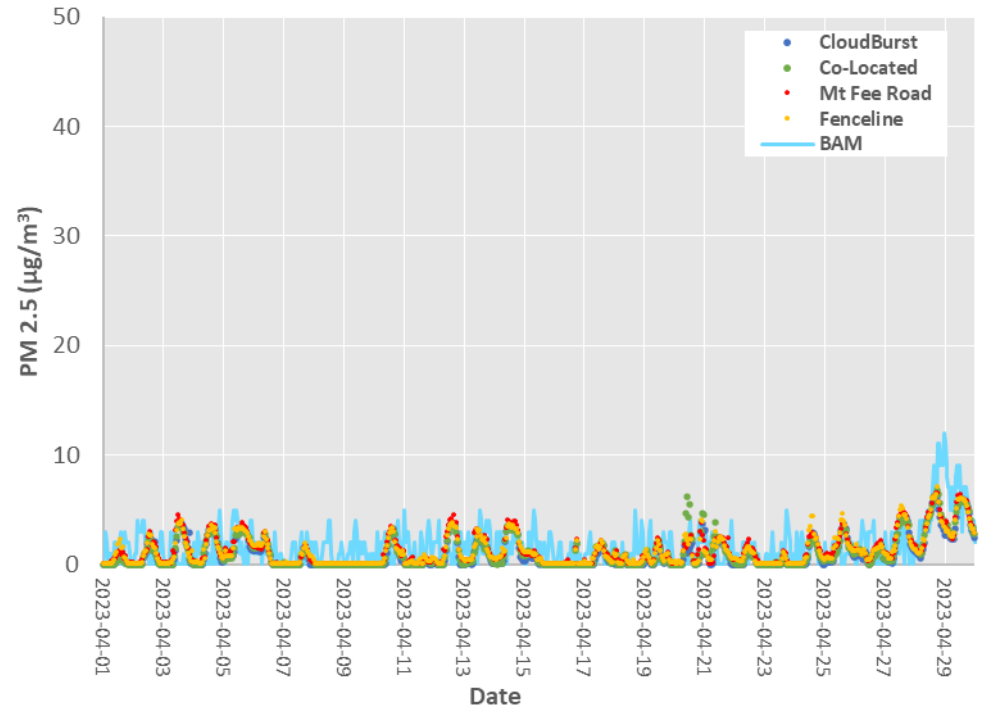


Figure 2 - PM_{2.5} Time Series of Purple Air Monitors and Whistler BAM

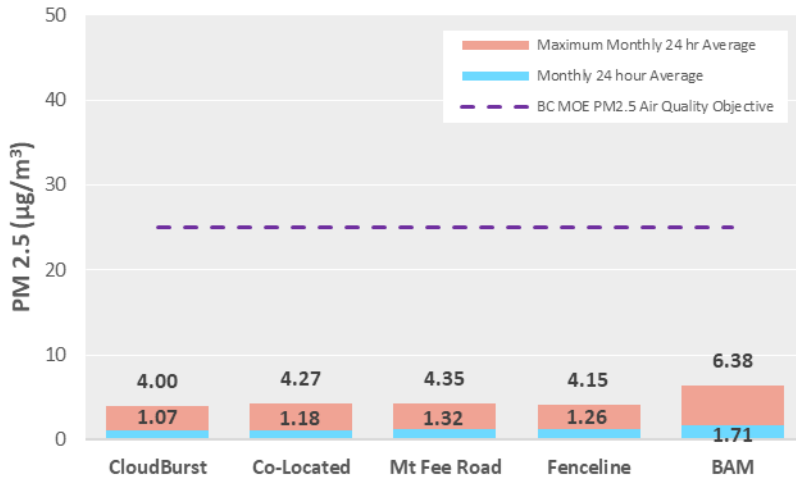


Figure 3 - Monthly Averages and Maximum 24 Hour Averages By Station

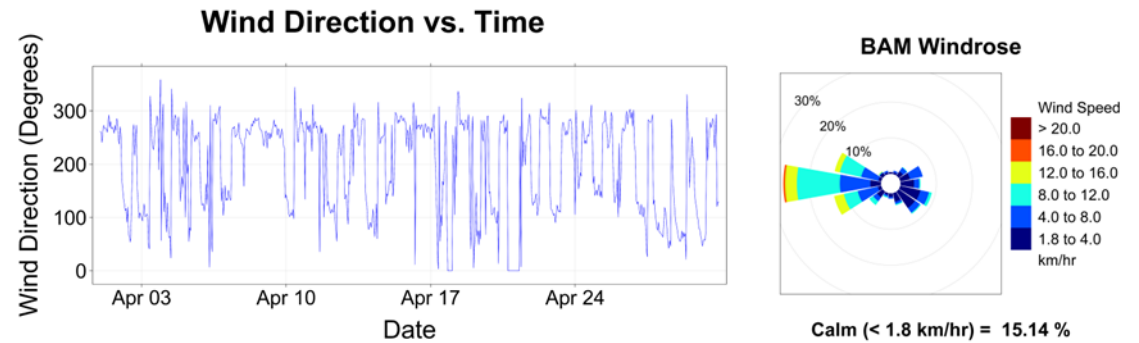


Figure 4 - Wind Direction vs. Time and BAM Windrose

Discussion: The air quality recorded at the Air Quality monitors for the month of April was not affected by any significant events. The 24-hour maximums for the monitors were all below the BC MOE PM_{2.5} Air Quality Objective as shown in Figure 3.

Data from the PurpleAir monitors was corrected using Model 7, as suggested by Nilson et al. in the journal Atmospheric Measurement Techniques (<https://doi.org/10.5194/amt-2021-425>). Even with the correction factor, PurpleAir units typically under report PM_{2.5} values below 10µg/m³. These values do not pose a health threat, as they are well below the BC MOE PM_{2.5} Air Quality Objective.